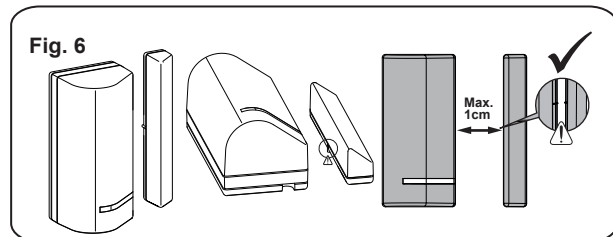
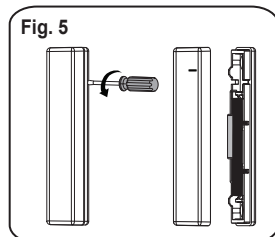
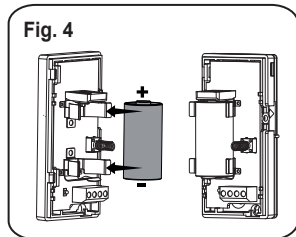
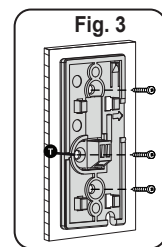
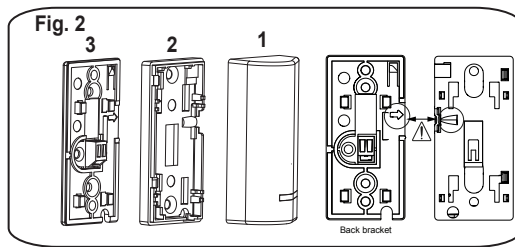
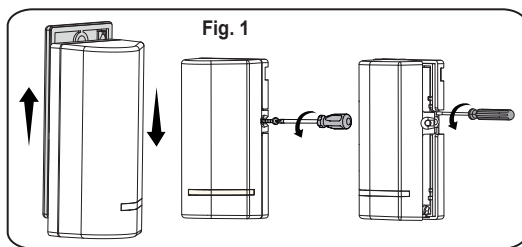


2-Way Wireless Magnetic/Door Contact (Model RWX73M)



5IN1943 C

© RISCO Group 04/2013

English GENERAL DESCRIPTION

The RWX73M is a 2-way supervised transmitter that combines Magnetic/Door contact against opening doors and windows with additional universal input.

The RWX73M operates with RISCO Group 2-Way wireless systems

Operating Mode

The RWX73M reports events from IN1 and from the magnetic reed switch. In normal operation mode alarm is sent when the input or magnet are triggered. When restored, it transmits a restoral message

INSTALLATION

Step 1: Transmitter Receiver Communication Set Up

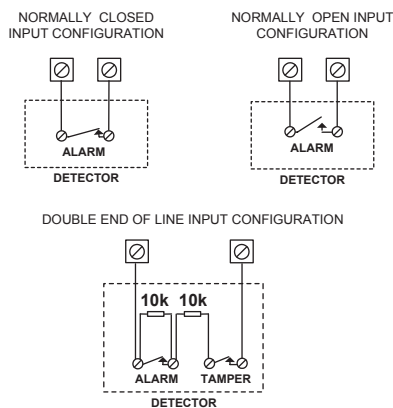
The RWX73M must identify itself to the system's receiver by writing its coded message into the receiver's address memory.

This registration is performed either by entering the RWX73M's 11-digit serial code number or by performing the following RF allocation steps:

1. Remove the front cover (Fig 1)
2. Set the main unit to Learn Mode.
3. Remove the battery from the insulation material and reinsert it into the transmitter, paying attention to the polarity (Fig. 4).
4. Send a write message by pressing both tamper switches (back and cover) for at least 3 seconds until panel recognition is displayed.

Step 2: Input Wiring

Use the following diagrams for appropriate input termination wiring. For DEOL termination connect two 10K Ohm resistors (supplied) illustrated as follows:



Step 3: Select The Mounting Location

1. Select a location best suited for communication quality and near the intended wired detector. RISCO recommends you place the unit at the highest possible position.
2. Temporarily attach the unit to this point using two sided adhesive tape
3. Generate an Alarm signal (by momentarily opening or closing the input terminals) and verify that the receiver has received the signal. If the alarm signal is not detected, reposition the transmitter and try again.

MAIN FEATURES

- Communication: Bi-directional
- Range: up to 300 m (1,000 ft.) range line of sight
- Supervision: Up to 255 minutes
- Selective input termination : NO, NC, DEOL
- Selective input response: 10 / 500ms
- Tamper protection: Back + Cover

Step 4: Final Mounting (Figures 1,2 and 3)

1. Separate the back part of the transmitter and mount all the parts in place (Fig. 2 and 3), including the middle back tamper mounting screw (T).
2. Mount the magnet (Fig. 5).

Notes:

1. The mark on the magnet's plastic case should be aligned with the mark on the transmitter's case (Fig. 6).
2. For installations on wood or alloy, the maximum distance for normal operation is 10mm, while for metal ferromagnetic materials (iron) it is 5mm.

Step 5: Parameters

The following parameters can be defined for RWX73M:

Parameter	Option
Supervision	Yes/No
LED Enable	Yes/No
Magnet	Enable/Disable
Alarm Hold	On/Off
Termination	IN1: NO/NC/DEOL
Response	10ms/500ms

LED INDICATION

- Upon successful learning: short flash sequence
- Normal operation: brief light upon transmission
- Low battery: short flash sequence during transmission

TECHNICAL SPECIFICATIONS

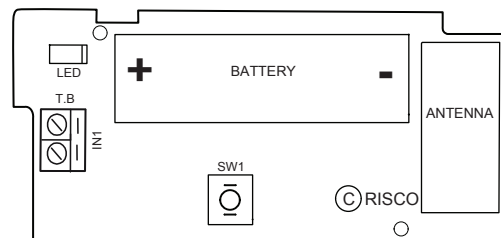
ELECTRICAL

Battery Type: CR123 3V Lithium Battery
 Current Consumption: 11µA standby
 Frequency: RWX73M86800A 868.65 MHz
 RWX73M43300A 433.92 MHz
 Dead Time (HOLD ON): 2.5 minutes
 Supervision Transmission: 0-255 minutes
 Modulation Type: ASK
 Battery Life: 3 years typical
 Contact Size: 32 x 35 x 72 mm (1.3 x 1.4 x 2.8 in.)
 Magnet Size: 16 x 11 x 72 mm (0.6 x 0.44 x 2.8 in.)

ENVIRONMENTAL

RF immunity: According to EN50130-4
 Operating temperature: 0°C to 40°C (32°F to 104°F)
 Storage temperature: -20°C to 60°C (-4°F to 140°F)

Specifications are subject to change without prior notice.
 Should any questions arise please contact your supplier.



RTTE Compliance Statement

Hereby, RISCO Group declares that this equipment is in compliance with the essential requirements and other relevant provisions of Directive 1999/5/EC. For the CE Declaration of Conformity please refer to our website: www.riscogroup.com

EN 50131-2-6 Grade 2 Environmental Class II

RISCO Group Limited Warranty

RISCO Group and its subsidiaries and affiliates ("Seller") warrants its products to be free from defects in materials and workmanship under normal use for 24 months from the date of production. Because Seller does not install or connect the product and because the product may be used in conjunction with products not manufactured by the Seller, Seller cannot guarantee the performance of the security system which uses this product. Seller's obligation and liability under this warranty is expressly limited to repairing and replacing, at Seller's option, within a reasonable time after the date of delivery, any product not meeting the specifications. Seller makes no other warranty, expressed or implied, and makes no warranty of merchantability or of fitness for any particular purpose. In no case shall seller be liable for any consequential or incidental damages for breach of this or any other warranty, expressed or implied, or upon any other basis of liability whatsoever.

Seller's obligation under this warranty shall not include any transportation charges or costs of installation or any liability for direct, indirect, or consequential damages or delay. Seller does not represent that its product may not be compromised or circumvented; that the product will prevent any personal injury or property loss by burglary, robbery, fire or otherwise; or that the product will in all cases provide adequate warning or protection.

Seller, in no event shall be liable for any direct or indirect damages or any other losses occurred due to any type of tampering, whether intentional or unintentional such as masking, painting or spraying on the lenses, mirrors or any other part of the detector.

Buyer understands that a properly installed and maintained alarm may only reduce the risk of burglary, robbery or fire without warning, but is not insurance or a guaranty that such event will not occur or that there will be no personal injury or property loss as a result thereof. Consequently seller shall have no liability for any personal injury, property damage or loss based on a claim that the product fails to give warning. However, if seller is held liable, whether directly or indirectly, for any loss or damage arising under this limited warranty or otherwise, regardless of cause or origin, seller's maximum liability shall not exceed the purchase price of the product, which shall be complete and exclusive remedy against seller. No employee or representative of Seller is authorized to change this warranty in any way or grant any other warranty.

WARNING: This product should be tested at least once a week.

CAUTION: risk of explosion if battery is replaced by an incorrect type. Dispose of used batteries according to local regulations.

Hahoma 14, Rishon Lezion, ISRAEL

Contacting RISCO Group

UK Tel: +44-(0)-161-655-5500
 E-mail: support-uk@riscogroup.com

U.S.A Tel: +1-631-719-4400
 E-mail: support-usa@riscogroup.com

ITALY Tel: +39-02-66590054
 E-mail: support-it@riscogroup.com

BRAZIL Tel: +55-11-3661-8767
 E-mail: support-br@riscogroup.com

SPAIN Tel: +34-91-490-2133
 E-mail: support-es@riscogroup.com

CHINA (Hu) Tel: +86-21-52390066
 E-mail: support-cn@riscogroup.com

FRANCE Tel: +33-164-73-28-50
 E-mail: support-fr@riscogroup.com

CHINA (SZ) Tel: +86-755-82789285
 E-mail: support-cn@riscogroup.com

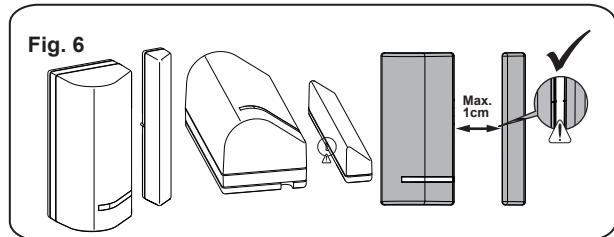
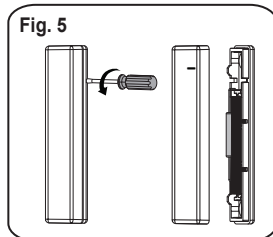
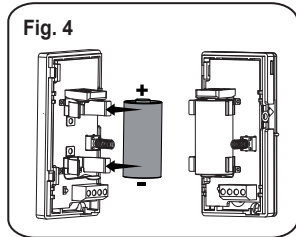
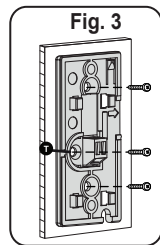
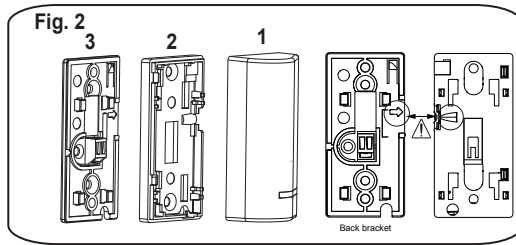
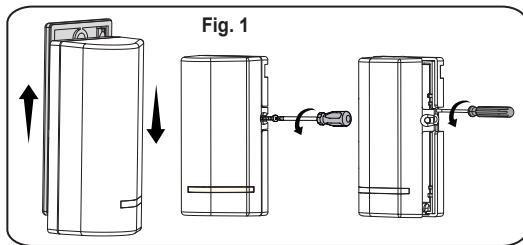
BELGIUM Tel: +32-2522-7622
 E-mail: support-be@riscogroup.com

POLAND Tel: +48-22-500-28-40
 E-mail: support-pl@riscogroup.com

AUSTRALIA Tel: +1800-991-542
 E-mail: support-au@riscogroup.com

ISRAEL Tel: +972-3-963-7777
 E-mail: support@riscogroup.com

**Contact Magnétique
Porte/Fenêtre sans-fil
bidirectionnel
(Model RWX73M)**



5IN1943 C

© RISCO Group 04/2013

Français DESCRIPTION GENERALE

Le RWX73M est un transmetteur bidirectionnel supervisé combinant un contact magnétique de portes/fenêtres et une entrée additionnelle.

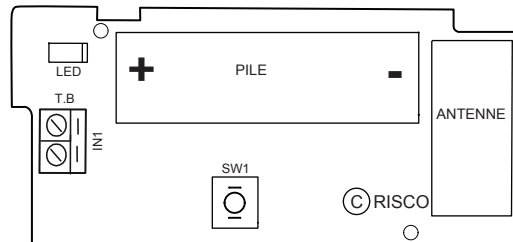
Le RWX73M fonctionne avec les récepteurs sans fil bidirectionnels du Groupe RISCO.

Mode Opérationnel

Le RWX73M rapporte les événements de l'entrée IN1 et de l'interrupteur magnétique (ILS). En mode normal de fonctionnement l'alarme est envoyée lorsque l'entrée ou l'aimant sont déclenchés. Lors d'une restauration, il transmet un message de rétablissement.

PRINCIPALES CARACTERISTIQUES

- Communication: Bidirectionnelle
- Portée de fonctionnement jusqu'à 300 m (1000 ft) (en extérieur)
- Supervision: jusqu'à 255 minutes
- Terminaison de zone sélective: NO, NC, DEOL
- Temps de réponse de zone sélectif: 10/500ms
- Protection anti-sabotage: Arrière + Couvercle



Déclaration de conformité RTTE

Par la présente, RISCO Group déclare que cet équipement est conforme aux exigences essentielles et aux autres dispositions pertinentes de la directive 1999/5/CE. Pour la Déclaration de conformité CE, veuillez s'il vous plaît consulter notre site www.riscogroup.com

EN 50131-2-6 Grade 2 Environmental Class II

INSTALLATION

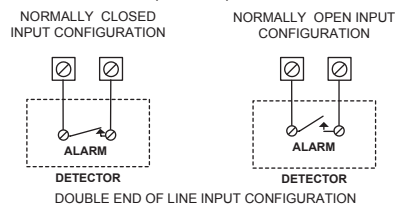
Etape 1: Etablissement de la communication Transmetteur/ Récepteur

Le transmetteur RWX73M doit s'identifier auprès du récepteur du système en inscrivant ses messages codés dans le registre d'adresses du récepteur. Cet enregistrement se fera soit en entrant le numéro de série à 11 chiffres du RWX73M ou en au moyen des étapes suivantes par allocation RF:

1. Retirez le couvercle frontal comme l'indique le schéma en fig. 1
2. Réglez le récepteur en mode écriture (suivez pour cela les instructions correspondantes).
3. Retirez la pile de sa protection isolante et insérez-la dans le transmetteur en respectant la polarité indiquée (cf. fig. 4).
4. Envoyez un message d'écriture en appuyant sur les deux boutons d'autoprotection (avant et arrière) pendant au moins 3 secondes et jusqu'à reconnaissance par la centrale.

Etape 2: Câblage de Entrées

Utilisez les schémas ci-dessous pour le câblage de terminaison d'entrée approprié. Pour la terminaison DEOL, veuillez connecter deux résistances 10K ohms (fournies) comme illustré ci-dessous:



Etape 3: Choix de l'emplacement de l'installation

1. Choisissez l'emplacement le mieux adapté pour assurer la qualité de la communication, tout en restant au plus près du détecteur filaire prévu. Risco recommande de placer l'unité en position la plus haute possible.
2. Fixez provisoirement l'appareil à ce point à l'aide d'un ruban adhésif double face.
3. Générez un signal d'alarme (en ouvrant ou en fermant momentanément les bornes d'entrée) et vérifiez que le récepteur a bien reçu le signal. Si le signal d'alarme n'est pas détecté, remplacez le transmetteur et essayez à nouveau.

Etape 4: Montage Final (Figures 1,2 et 3)

1. Séparez la partie arrière du transmetteur et assemblez toutes les parties (Fig. 2 et 3), y compris la plaque centrale d'autoprotection arrière fixée par vis (T).
2. Monter l'aimant (Fig. 5).

Notes:

1. La marque faite sur le boîtier en plastique de l'aimant doit se trouver face à celle du boîtier de l'émetteur (Fig. 6).
2. Pour les installations sur bois ou alliage, la distance maximale pour un fonctionnement normal est de 10 mm, tandis que pour les matériaux métalliques ferromagnétiques (fer), elle est de 5mm.

Etape 5: Paramètres

Les paramètres suivants peuvent être définis pour le RWX73M:

Paramètres	Option
Supervision	Oui/No
LED validée	Oui/Non
Magnétique	Validé/Dé validé
Alarme Mémorisée	On/Off
Terminaison	IN1: NO/NC/DEOL
Réponse	10ms/500ms

INDICATEUR LED

- Lors de la réussite de l'apprentissage: séquence de clignotement courte
- Fonctionnement normal: bref allumage lors de la transmission
- Pile faible: clignotement court lors de la transmission

SPECIFICATIONS TECHNIQUES

ELECTRIQUES

Type de Pile: Pile Lithium 3V CR123
 Consommation électrique: 11µA au repos
 Fréquence: RWX73M86800A 868.65 MHz
 RWX73M43300A 433.92 MHz
 Temps mort (Attente): 2.5 minutes
 Supervision Transmission: 0-255 minutes
 Type de Modulation: ASK
 Durée de vie de la pile: 3 ans (selon usage)
 Taille Contact: 32 x 35 x 72 mm
 Taille Aimant: 16 X 11 X 72 mm

ENVIRONNEMENTALES

Immunité RF: Conforme à EN50130-4
 Température de fonctionnement: 0°C to 40°C
 Température de stockage: -20°C to 60°C

Ces spécifications sont susceptibles d'être modifiées sans avis préalable. Pour tout renseignement, veuillez contacter votre revendeur.

RISCO Group Limited Warranty

RISCO Group and its subsidiaries and affiliates ("Seller") warrants its products to be free from defects in materials and workmanship under normal use for 24 months from the date of production. Because Seller does not install or connect the product and because the product may be used in conjunction with products not manufactured by the Seller, Seller cannot guarantee the performance of the security system which uses this product. Seller's obligation and liability under this warranty is expressly limited to repairing and replacing, at Seller's option, within a reasonable time after the date of delivery, any product not meeting the specifications. Seller makes no other warranty, expressed or implied, and makes no warranty of merchantability or of fitness for any particular purpose. In no case shall seller be liable for any consequential or incidental damages for breach of this or any other warranty, expressed or implied, or upon any other basis of liability whatsoever. Seller's obligation under this warranty shall not include any transportation charges or costs of installation or any liability for direct, indirect, or consequential damages or delay. Seller does not represent that its product may not be compromised or circumvented; that the product will prevent any personal injury or property loss by burglary, robbery, fire or otherwise; or that the product will in all cases provide adequate warning or protection. Seller, in no event shall be liable for any direct or indirect damages or any other losses occurred due to any type of tampering, whether intentional or unintentional such as masking, painting or spraying on the lenses, mirrors or any other part of the detector. Buyer understands that a properly installed and maintained alarm may only reduce the risk of burglary, robbery or fire without warning, but is not insurance or a guaranty that such event will not occur or that there will be no personal injury or property loss as a result thereof. Consequently seller shall have no liability for any personal injury, property damage or loss based on a claim that the product fails to give warning. However, if seller is held liable, whether directly or indirectly, for any loss or damage arising under this limited warranty or otherwise, regardless of cause or origin, seller's maximum liability shall not exceed the purchase price of the product, which shall be complete and exclusive remedy against seller. No employee or representative of Seller is authorized to change this warranty in any way or grant any other warranty.

WARNING: This product should be tested at least once a week. **CAUTION:** risk of explosion if battery is replaced by an incorrect type. Dispose of used batteries according to local regulations.

Hahoma 14, Rishon Lezion, ISRAEL

Contacter RISCO Group

Grande-Bretagne
 Tel: +44-(0)-161-655-5500
 E-mail: support-uk@riscogroup.com
ITALIE Tel: +39-02-66590054
 E-mail: support-it@riscogroup.com

ESPAGNE Tel: +34-91-490-2133
 E-mail: support-es@riscogroup.com

FRANCE Tel: +33-164-73-28-50
 E-mail: support-fr@riscogroup.com

BELGIQUE Tel: +32-2522-7622
 E-mail: support-be@riscogroup.com

Etas-Unis Tel: +1-631-719-4400
 E-mail: support-usa@riscogroup.com

Brésil Tel: +55-11-3661-8767
 E-mail: support-br@riscogroup.com

CHINE (Hu) Tel: +86-21-52390066
 E-mail: support-cn@riscogroup.com

CHINE (SZ) Tel: +86-755-82789285
 E-mail: support-cn@riscogroup.com

POLOGNE Tel: +48-22-500-28-40
 E-mail: support-pl@riscogroup.com

Israël Tel: +972-3-963-7777
 E-mail: support@riscogroup.com