

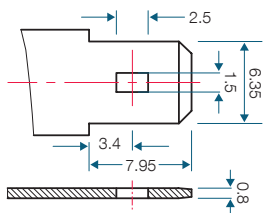


PG-12V9 FR 12V 8.80 AH @ 20-hr. 12V 8.32 AH @ 10-hr.

Rechargeable Sealed Lead Acid Battery
PG – Long Life Series


TERMINALS: (mm)

F2: Quick disconnect tabs,
0.250" x 0.032" – Mate with
AMP. INC FASTON "250" series



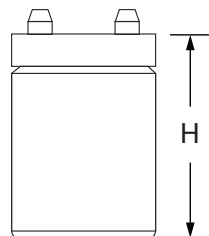
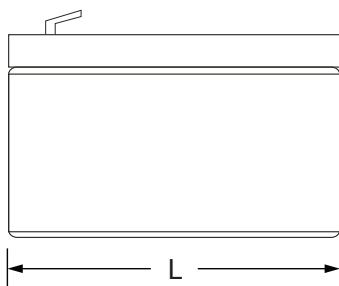
Torque – Not Applicable

DIMENSIONS: inch (mm)



L: 5.95 (151)
W: 2.56 (65)
H: 3.68 (93.5)
HT: 3.92 (99.5)

Tolerances are +/- 0.04 in.
(+/- 1mm) and +/- 0.08 in.
(+/- 2mm) for height
dimensions. All data subject
to change without notice.



FEATURES

- Absorbent Glass Mat (AGM) technology for superior performance
- Superb high-rate discharge characteristics ensures reliable performance in UPS and telecom applications
- Proven valve regulated technology that guarantees safe operation without maintenance
- Rugged impact resistant ABS case and cover, flame retardant to UL94:V-0
- Thick plate design and efficient gas recombination yield a service life of 5 – 6 years in standby mode

APPROVALS

- Approved for transport by air. D.O.T., I.A.T.A., F.A.A. and C.A.B. certified
- U.L recognized
- ISO9001:2015 – Quality management systems

PERFORMANCE SPECIFICATIONS

Nominal Voltage	12 volts (6 cells)
Nominal Capacity	
20-hr. (0.44A to 10.50 volts)	8.80 AH
10-hr. (0.832A to 10.50 volts)	8.32 AH
5-hr. (2.24 to 10.50 volts)	7.55 AH
1-hr. (5.95A to 9.60 volts)	5.95 AH
Approximate Weight	5.56 lbs. (2.52 kg)
Internal Resistance (approx.)	17.0 milliohms
Max Short-Duration Discharge Current (5 Sec.)	132 amperes
Shelf Life	
PG series batteries may be stored for up to 6 months at 25 C (77F) and then a freshening charge is required. For higher temperatures the time interval will be shorter.	
Operating Temperature Range	
Charge	5°F (-15°C) to 122°F (50°C)
Discharge	-4°F (-20°C) to 140°F (60°C)
Case	Flame Retardant ABS Plastic UL94:V-0
Power Sonic Chargers	PSC-122000ACX PSC-121000PS

GLOBAL HEADQUARTERS (USA AND INTERNATIONAL EXCLUDING EMEA)

Power-Sonic Corporation
365 Cabela Dr Suite 300,
Reno, Nevada 89439
USA
T: +1 619 661 2020
E: customer-service@power-sonic.com

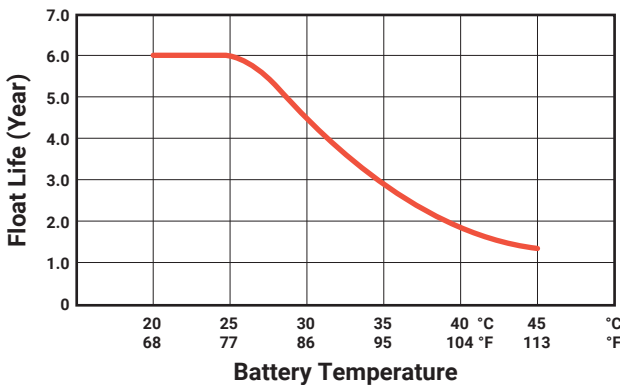
POWER-SONIC EMEA (EMEA – EUROPE, MIDDLE EAST AND AFRICA)

Smitspol 4, 3861 RS Nijkerk,
The Netherlands
T NL: + 31 33 7410 700
T UK: + 44 1268 560 686
T FR: + 33 344 32 18 17
E: salesEMEA@power-sonic.com

PG-12V9 FR 12V 8.80 AH @ 20-hr.
12V 8.32 AH @ 10-hr.

Rechargeable Sealed Lead Acid Battery
PS – General Purpose Series

FLOAT LIFE IN YEARS VS. TEMPERATURE



CHARGING

Cycle Applications: Apply constant voltage charge at 14.4V – 15.0V at 25°C. Initial charging current should be set at less than 2.64 Amps. Switch to float charge to avoid overcharging.

“Float” or “Stand-By” Service: Apply constant voltage charge of 13.5V to 13.8V at 25°C. Initial charging current should be set at less than 2.64 Amps. When held at this voltage, the battery will seek its own current level and maintain itself in a fully charged condition.

Temperature Compensation: Charging Voltage for both Cyclic and Standby applications should be regulated in relation to ambient temperature. As temperature rises charging voltage should be reduced to prevent overcharge and increased as temperature falls to avoid undercharge.

For further charging information including temperature compensation factors, see Power Sonic Technical Manual/ Power Sonic Charger specifications.

APPLICATIONS

A whole range of CYCLIC applications including but not limited to:

- Fire and Security
- Telecommunications
- Emergency Lighting
- Utility
- Solar
- Wind
- UPS

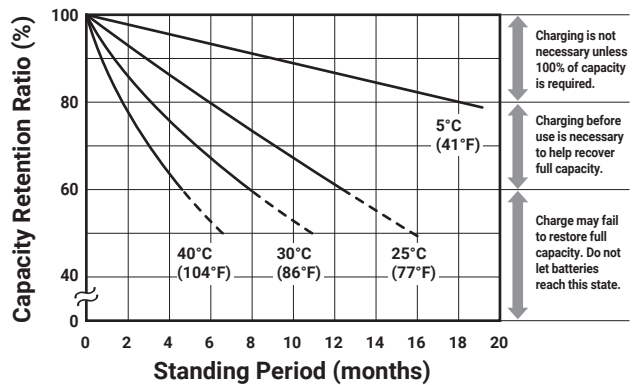
GLOBAL HEADQUARTERS
(USA AND INTERNATIONAL EXCLUDING EMEA)

Power-Sonic Corporation
365 Cabela Dr Suite 300,
Reno, Nevada 89439
USA
T: +1 619 661 2020
E: customer-service@power-sonic.com

POWER-SONIC EMEA
(EMEA – EUROPE, MIDDLE EAST AND AFRICA)

Smitspol 4, 3861 RS Nijkerk,
The Netherlands
T NL: + 31 33 7410 700
T UK: + 44 1268 560 686
T FR: + 33 344 32 18 17
E: salesEMEA@power-sonic.com

GENERAL RELATION OF CAPACITY VS. STORAGE TIME



CHARGERS

Power Sonic offers a wide range of chargers suitable for batteries with a variety of capacities.

Please refer to our website for more information on our switch mode and transformer type chargers.

Please contact our technical department for advice if you have difficulty in locating a suitable charger.

FURTHER INFORMATION

Please refer to our website www.power-sonic.com for a complete range of useful downloads, such as product catalogs, material safety data sheets (MSDS), ISO certification, etc.

